

The Results of the Brass Refining Process in the Reducer Conditions

A.W. Bydalek ^{a,*}, A. Bydalek ^b

^a AGH University of Science and Technology, Al. Mickiewicza 30, 30-059 Kraków, Poland

^b State School of Higher Vocational Education, Piotra Skargi 5, 67-200 Głogów, Poland

*Corresponding author. E-mail address: adam_bk@poczta.onet.pl

Received 13.06.2013; accepted in revised form 02.09.2013

Abstract

This article contains information concerning the analysis the possibility of defining refinery qualities of the slag based thermo-physical and thermo-dynamical data. It was showed the brass refining with the many-carbide reagents introduced in to the slag. The paper presents the results of the structure analysis of the brass after carbide slag refining in the industrial conditions. The results of the macrostructure analysis have confirmed the argument on high reducing effectiveness of manganese and aluminium carbide used during CuZn39Pb2 alloy melting. The X-Ray microanalysis of the ingot cross-section has shown considerable discrepancies in the disposition of the inclusions. This effects showed on the great influence of reduction melting condition in to the brass melting.

Keywords: Refining, Cooper alloys, Reduction conductions

1. Introduction

It proves that there is a big discrepancy in the opinions on the structure and the basic features of slag as well as the essence of their interaction with refined brass. There are three methods of slag refining in the copper alloys melting conditions [1-14]: the oxidising, the neutral and the alternative method of melting copper and its alloys in conditions of reduction with an activator introduced into the slag. An alternative for that methods is gas-slag refining [10] in where the concentration of impurities extracted by the slag is obtained. Most of the experiments have shown that in this way is possible to achieve optimum economic and technological results. On the basis of the analysis of the problem and the results of the author's research [1,6,7,14] it is stated that the most promising are the reducing conditions of refining, a special in to the Carbo-N-Ox method [1]. During the crystallization of brass alloys non-metallic inclusions give offin them [11-14]. The presence of melt inclusions waste materials. In them are the elements (nickel, Silicon, iron, Tin, chrome) forming

in brass separation. In the work the authors wish to show what the importance of reducing the melting conditions is applied during the refining of brass alloys.

2. Analysis of problem

According to molecular theory figure such determines in solution carbides. The form of carbon as ion $[C^{2-}]$ it is however difficult acceptable, because element this having the building $1s^2 2s^2 2p^2$ can create in solutions following ions mainly:



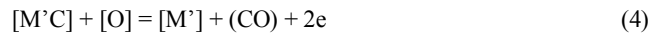
Little probable are yet ion arrangements $\{C^+\} + 2e \rightarrow \langle C \rangle + 1e$ or $\rightarrow \{C^4\} - 3e$. The latter possibility is inadmissible in slag because carbon would have to appear in configuration of helium. However the course of last reaction is the description of forming

to soot black, there are observed on surface of crucible near mirror of refined metal, near at hand. Such figure of carbon can influence spot the atmospheres of fusion exclusively. In consequence after carbon dissolution in including oxygen alloy is possible setting reaction:



It taking into account reactions 1 and 2, the figure of oxygen ions was put in to the liquid metals how $[O^{+}]$ as well as $[O^-]$ [9]. It the possibility of setting reaction was put additionally (3). Because carbon (how in reaction 3) in solution of copper alloys come from carbides of alloy additions (mainly M'C), it can the

total figure of ion reactions of carbon monoxides formation have figure:



With introduced reactions (3) and (4) it is possible to bring in, that possible is forming gas blisters - (CO). They can be one of main causes of casts porosity. It thermo-dynamical analyses' [8] for collected in table 1 carbides (the most popular in to the metallurgy) were moved from select oxides of brass component (tab.2). Thermodynamic analysis (tables 1 and 2) show that for the melting conditions of copper alloys with zinc and lead the best reduction effects will occur for aluminium Carbide.

Table 1.
The thermodynamic analysis of the carbides possible, according the dates from [8]

Element	Carbide		Gibbs Energy $\Delta G_T^o = f(T)$	ΔG_T^o [J/mol]		
	T_{melt} [K]	T_{melt} [K]		1200, [K]	1500, [K]	
Al	933	Al_3C_2	1700	$\Delta G^o = -63330 + 22,7 \cdot T$	-35700	-33900
		Al_4C_3	2000	$\Delta G^o = -21200 + 7,7 \cdot T$	-14039	-11729
Ca	1112	CaC_2	2570	$\Delta G^o = -14400 - 6,3 \cdot T$	-22100	-22900
Mn	1517	Mn_3C	1300	$\Delta G^o = -3330 - 0,26 \cdot T$	-3572	-3649,8
		Mn_7C_3	1600	$\Delta G^o = -30500 + 5,0 \cdot T$	-25850	-24350
Si	1685	SiC	1800	$\Delta G^o = -17460 + 1,83 \cdot T$	-15758	-15209

Table 2.
The thermodynamic analysis of the possible reactions the cooper alloys component oxides with the carbide

No	Equation of reaction	Calculated Value ΔG_T^o [J/mol]	
		1200 K	1500 K
1	$9ZnO + Al_4C_3 \rightarrow 9Zn + 2Al_2C_3 + 3CO$	-880	-1165
2	$2ZnO + CaC_2 \rightarrow 2Zn + CaO + 2CO$	-380	-495
3	$10ZnO + Mn_7C_3 \rightarrow 10Zn + 7MnO + 3CO$	-275	-655
4	$3ZnO + SiC \rightarrow 3Zn + SiO_2 + CO$	-165	-225
5	$9PbO + Al_4C_3 \rightarrow 9Pb + 2Al_2C_3 + CO$	-1045	—
6	$2PbO + CaC_2 \rightarrow 2Pb + CaO + 2CO$	-660	—
7	$10PbO + Mn_7C_3 \rightarrow 10Pb + 7MnO + 3CO$	-1455	—
8	$3PbO + SiC \rightarrow 3Pb + SiO_2 + CO$	-465	—

3. The brass melting

User the possibility of filtration of database [9] the slag constitution (tab. 3) with 40% addition of reagent has been applied in metallurgical and foundry conduction. There are used for kind of reagent: R1 with CaC_2 and C, R2 with Al + CaC_2 + C, R3 with Al_4C_3 and R4 with Mn_7C_3 . The alloy CuZn39Pb2, in Poland as M059, melted in the induction crucible furnace with the capacity of 800 kg. The table 4 compiles the obtained properties of the alloy which has been casted as the ingot.

Table 3.
Slag composition

Slag (Z) wt. %				
Al_2O_3	Na_2CO_3	$Na_3B_5O_7$	SiO_2	Reactionstymulators
15	25	12	40	8




Fig. 1. The microstructure of the CuZn39Pb2 ingot after slag Z+R1(CaC₂ and C) where: a) 100x – [14], b)500x – [14], c) chemical results of the field 1, d) chemical results of the field 2

Table 4.

The properties of the CuZn39Pb2 (MO59) brass

	Rm	A5	*P ₀
	Mpa	%	%
Z+R1 **	385	15,7	1,5
Z+R2**	396	13,2	1,3
Z+R3	392	13,0	1,1
Z+R4	390	14,0	1,1

* porosity , ** - published [14]

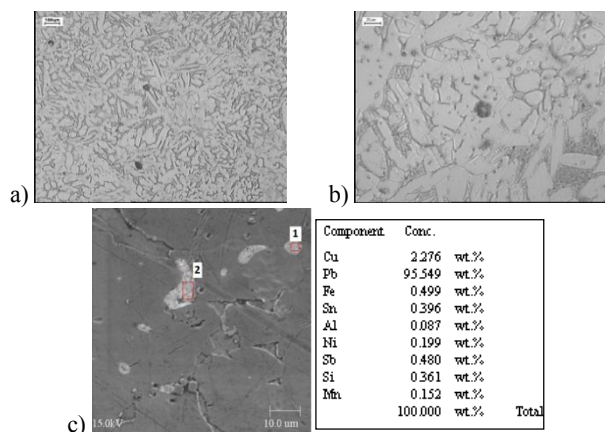


Fig. 2. The microstructure of the CuZn39Pb2 ingot after slag Z+R2 (with Al+CaC₂+C) where: a) 100x – [14], b)500x – [14], c) chemical results of the field 2, (field 1 as on the fig. 1c)

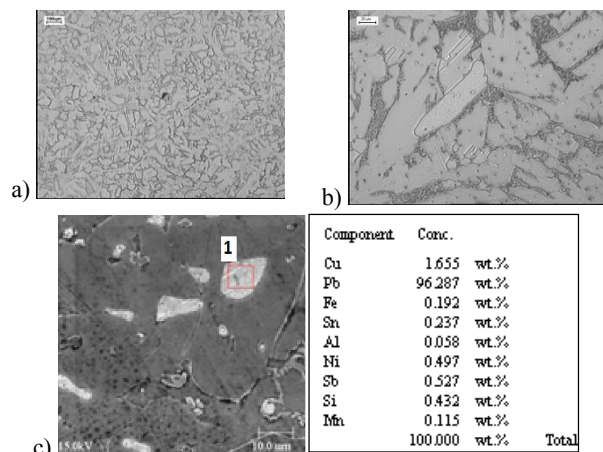


Fig. 3. The microstructure of the CuZn39Pb2 ingot after slag Z+R3 (Al₄C₃) where: a) 100x, b)500x, c) chemical results of the field 1

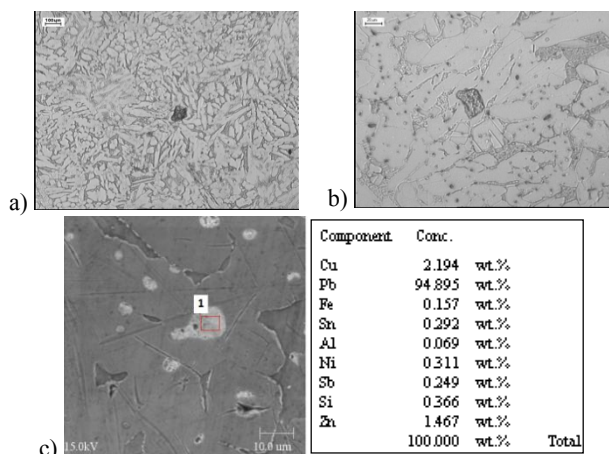


Fig. 4. The microstructure of the CuZn39Pb2 ingot after slag Z+R2 (with Mn₇C₃) where: a) 100x, b)500x, c) chemical results of the field 1

Apart from high quality brass a considerable reduction of melting losses was also observed (Fig.1-4).The best results were obtained in structural for manganese carbideMn₇C₃.The experiments on CuZn39Pb2 brass melting proved that optimum is achieved while using technical carbide with to the carbon and aluminum carbide Al₄C₃. A refiner of commercial name RZX was patented and introduced to foundry and scrap processing industry. This assented as a confirmation of the following foundations that reduction conductions should be chosen on copper alloys deliberately but the essential emphasis should be put on properly elaborated factors of multistage reaction.

4. Conclusions

The experiments on brass melting with the activity slag refining with calcium, aluminum and manganese carbide and carbon as the

complex reagent showed that the reducers of this kind not only make it possible to keep a constant deficit of impurities in the slag layer but also let carbon in the melting atmosphere. There has been described that during brass melting the most important flow on the structure and tendency of the mechanical properties the art of the refining processes, and in that slag reducer were.

A considerable intensifying of the reduction processes have very great influence on the structure CuZn39Pb2 alloy. As a reactant in the partial divisions of non-metallic carbide were different elements. The X-Ray microanalysis of the ingot cross-section has shown considerable discrepancies in the disposition of the inclusions. The dispositions of Fe, Ni and Sb have turned to be the most important. The inter-metallic phases appear in the following order: Mn, Fe, Co, Ni, Cu, which is confirmed by the bibliography.

For stronger reagents as Al_4C_3 and Mn_7C_3 carbides not observed partial divisions containing of tin and nickel. However the alloys in accordance with the technology presented have very good properties, flowing power and degree of fineness structure homogeneity and little loss in melting. The described observations are extremely important because they explain the process of forming of the products of the reaction taking place in the interfacial surface of the copper alloys – carbide slag, in thus the most important on the effectiveness extraction process are role of the carbon, as well $\{C^{2+}\}$ and $\{C^{4+}\}$ ions from actives carbides reagents.

References

- [1] Bydałek, A. W. (1999). Copper alloys melting in the reduction conduction. *Solidification of Metals and Alloys*. 1(40), 8/40. PL ISSN 0208-9386.
- [2] Górny, Z., Sobczak, J. (2005). *Modern casting materials on the base of non-ferrous metals*. Kraków: Zap-Pis. ISBN 83-918918-1-X.
- [3] Wierzbicka, B. & Czyż, M. (1999). Brass melting, *Acta Metallurgica Slovaca*. 5(2), 443-447.
- [4] Romankiewicz, F., Romankiewicz, R., Michalski, M. & Romankiewicz, A. (2006). Study of hard spots in lead brass. *Archives of Foundry Engineering*. 6(18), 257-260. ISSN 1642-5308.
- [5] Kozana, J., Rządkosz, S. & Piękoś, M. (2010). Influence of the selected alloy additions on limiting the phase γ formation in Cu-Zn alloys. *Archives of Foundry Engineering*. 10(1), 221-225.
- [6] Bydałek, A. W. (2001). Assessing the refining abilities of slag by modelling a real process of metal. *Journal of Thermal Analysis*. 65, 591-597. DOI: 10.1023/A:1012414110569.
- [7] Bydałek, A. W. (2005). The part of carbon in processes of extraction of slags during fusion of copper. *Masinstroenie*. 21(2), 166-170.
- [8] Turkdogan, E. T. (1980). *Physicochemical properties of molten salts*. United States Steel Corporation, Monroeville-Pennsylvania, Acad. Press. ISBN: 0-930767-03-9.
- [9] Biernat, S. & Bydałek, A. W. (2010). The estimation of quality refining covers. *Archives of Foundry Engineering*. 10(spec. 1), 181-188. ISSN 1897-3310
- [10] Mysik, R. K., Porucznikow, J. P. & Cuchlew. S. M. (1989). Rozliwanie Cu pod okislowojwarstwow. *Cwet. Metally*, 11, 88-91.
- [11] Kondracki, M. & Szajnar, J. (2007). Possibilities for leaded brass replacement with multi-component brass. *Archives of Foundry*. 7(2), 57-64. ISSN 1897-3310.
- [12] Rządkosz, S. (2001). Influence of the chemical compositions and casting parameters for the structure and properties of magnesia-tin brass alloys. *Archives of Foundry*. 1(1). PAN – Katowice, 42/2. PL ISSN 1642-5308.
- [13] Kondracki, M., Gawroński, J. & Szajnar, J. (2006). TDA method application for structure evaluation of non-leaded fixture brasses. *Archives of Foundry*. 6(19), 149-156. ISSN 1642-5308.
- [14] Bydałek, A.W., Schlafka, P. & Najman, K. (2008). The results of copper alloys refining processes in the reduction conditions. *Archives of Foundry*. 8(spec. 1), 41-44. ISSN 1897-3310.